


Federalist Society Polling Data: Judicial Selection

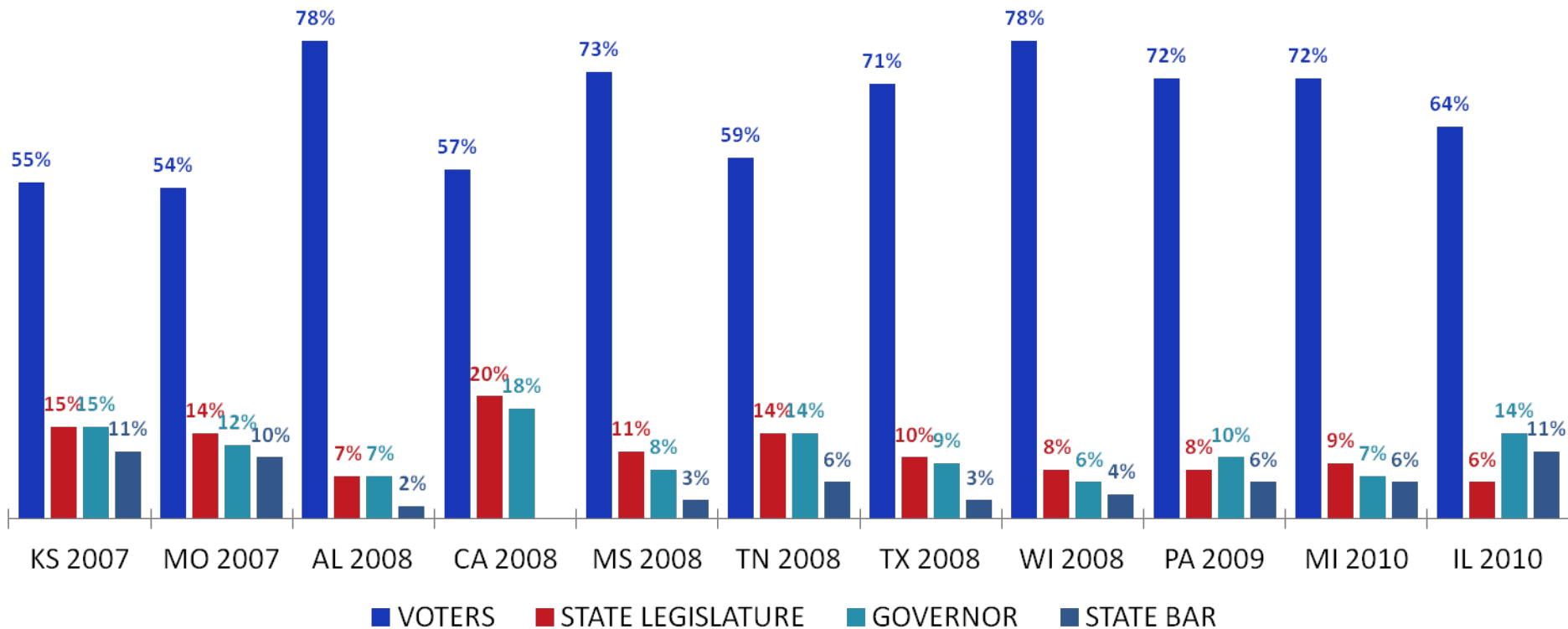
STATECOURTS
guide

 the polling company, inc.
WomanTrend



Citizens Want the Greatest Input in Judicial Selection

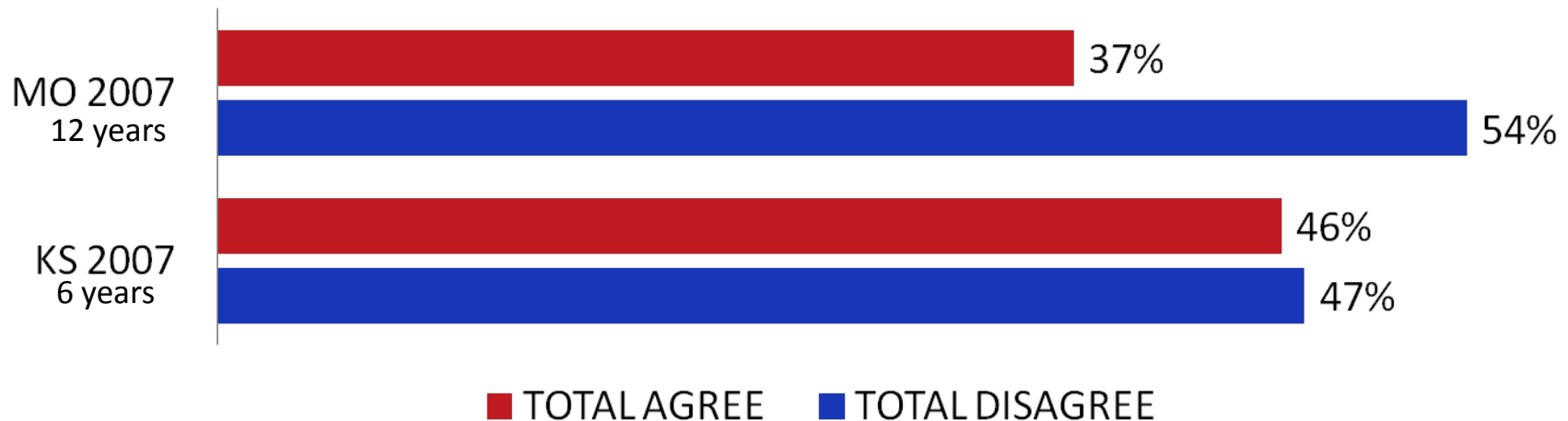
Who do you think should have the greatest input on who is selected to serve as a Justice on the [insert state] state Supreme Court?



Retention Elections Receive Mixed Reviews In Missouri Plan States

*After a Justice serves on the [insert state] Supreme Court for one year, voters take part in an up or down/yes or no vote to decide whether or not to “retain” or keep the Justice for a term of [12 YEARS (MO 2007)/6 YEARS (KS 2007)]. This is called a “**retention election.**” No appellate or supreme court judge has ever lost a **retention election** in [insert state].*

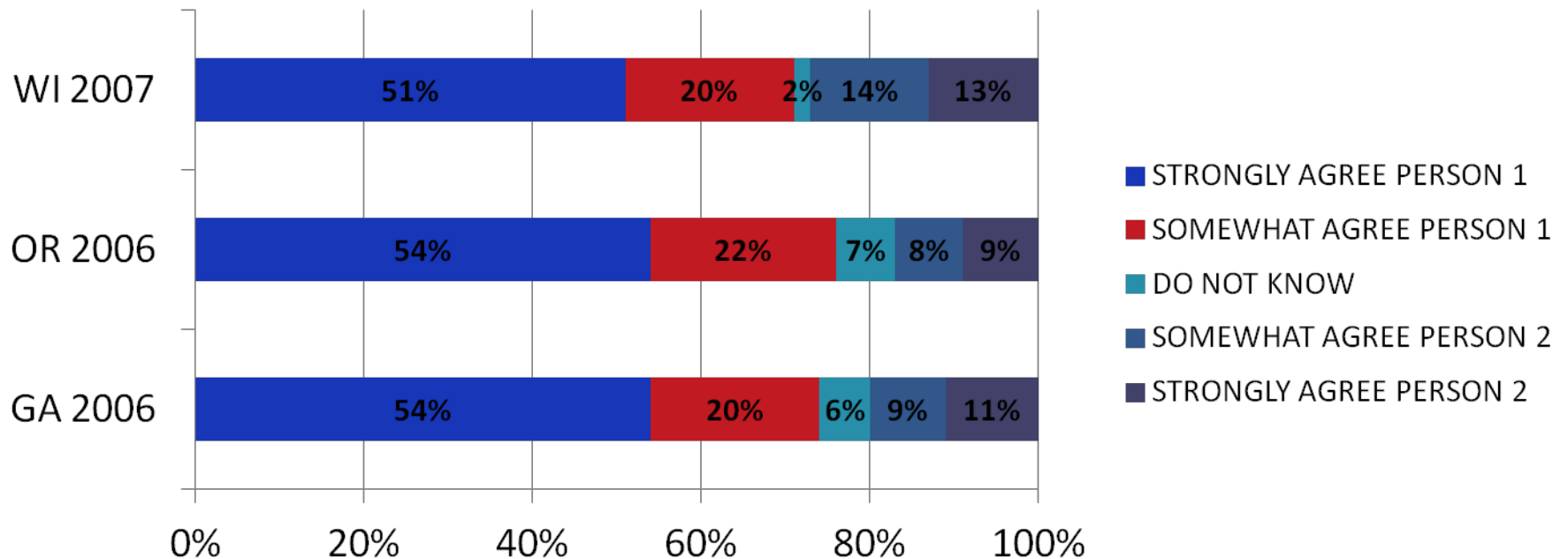
Based on this information, do you agree or disagree that this system of judicial review is serving its intended purpose of accountability for our judges?



Citizens Prefer Judicial Elections

I am now going to read you the opinions of two people. Please tell me which one comes closest to your view.

Person #1: "Supreme Court Justices **should be elected** by voters because elections hold Justices accountable for their decisions and rulings."
Person #2: "Supreme Court Justices **should not be elected** by voters because elections put pressure on Justices to make certain decisions and rulings based on public opinion."



Methodology

- All studies were conducted by *the polling company, inc./WomanTrend* using a Computer Assisted Telephone Interview (CATI) technology.
- Demographic quotas were used to ensure a mix of respondents with regard to age, gender, race and region.
- Unless otherwise indicated, data were **not** weighted.

State	Field Dates	Number of Interviews	Audience	Margin of Error
AL	September 25-28, 2008	501	Likely Voters	± 4.38
CA	September 22-26, 2008	613	Registered Voters	± 3.96
CA	October 4-7, 2010	600	Registered Voters	± 3.96
GA	October 11-13, 2006	500	Likely Voters	± 4.38
IL	October 5-8, 2010	500	Likely Voters	± 4.38
KS	November 1-5, 2007	600	Registered Voters	± 4.00
LA	July 6-8, 2008	500	Registered Voters	± 4.38
MI	October 5-7, 2010	500	Likely Voters	± 4.38
MO	February 14-18, 2007	500	High Propensity Voters	± 4.38
MS	September 23-28, 2008	500	Likely Voters	± 4.38
NJ	January 9-10, 2009	500	Registered Voters	± 4.38
NJ	September 17-19, 2010	507	Likely Voters	± 4.38
OH	September 22-24, 2008	502	Likely Voters	± 4.38
OR	October 24-26, 2006	504	Likely Voters	± 4.38
PA	September 23-25, 2009	500	Registered Voters	± 4.38
TX	October 6-11, 2008	700	Registered Voters	± 3.70
WI	March 1-4, 2007	507	Likely Voters	± 4.38
WI	March 15-17, 2008	500	Likely Voters	± 4.38